

**Piece by Piece Quilters
February Block of the Month**

**Julie Young
831-635-9813**

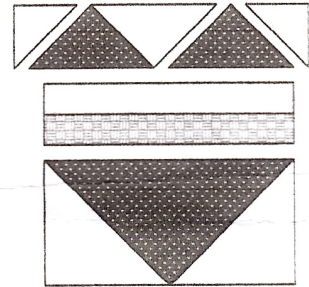
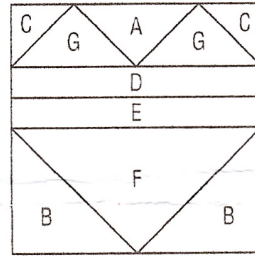
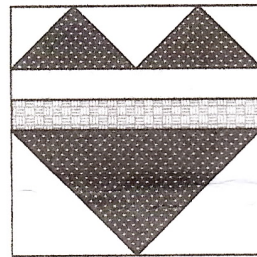
**From Judy Hopkins 501 Rotary-Cut Quilt Blocks
10 inch block**

Cutting for a 10 inch block will yield 4 blocks. Use a light fabric for the background, red fabric for pieces G and F. D and E can be your surprise. Call me for any questions.

STRIP HEART

8-Unit Grid

Color Illustration: page 25



FINISHED BLOCK SIZE

Single dimensions in the cutting chart indicate the size of the cut square (3" = 3" x 3").

FOR 4 BLOCKS:

		6"	8"	9"	10"	12"	14"
Light	A: 1	4 1/4"	5 1/4"	5 3/4"	6 1/4"	7 1/4"	8 1/4"
	B: 4	3 7/8"	4 7/8"	5 3/8"	5 7/8"	6 7/8"	7 7/8"
	C: 4	2 3/8"	2 7/8"	3 1/8"	3 3/8"	3 7/8"	4 3/8"
Medium	D: 4	1 1/4" x 6 1/2"	1 1/2" x 8 1/2"	1 5/8" x 9 1/2"	1 3/4" x 10 1/2"	2" x 12 1/2"	2 1/4" x 14 1/2"
Medium 2	E: 4	1 1/4" x 6 1/2"	1 1/2" x 8 1/2"	1 5/8" x 9 1/2"	1 3/4" x 10 1/2"	2" x 12 1/2"	2 1/4" x 14 1/2"
Dark	F: 1	7 1/4"	9 1/4"	10 1/4"	11 1/4"	13 1/4"	15 1/4"
	G: 2	4 1/4"	5 1/4"	5 3/4"	6 1/4"	7 1/4"	8 1/4"