

Block of the Month ~ November 2013

PIECE BY PIECE QUILTERS BLOCK OF THE MONTH

October, 2013

Double X block

12 1/2 inch Unfinished block, 12 inch finished block

Julie Young 831-635-9813

This block comes from 501 Rotary-Cut Quilt Blocks

By Judy Hopkins

I thought it would be fun to make a Halloween block using orange or neutral for background and black or contrasting fabric for the dark frame and a Halloween focus fabric in the center.

Light fabric cut:

B. 5-3 7/8" squares, cut diagonally once

C. 2-3 1/2" squares

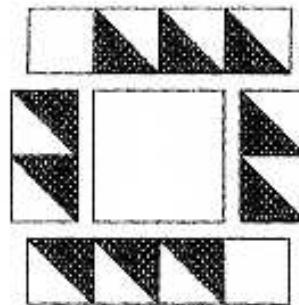
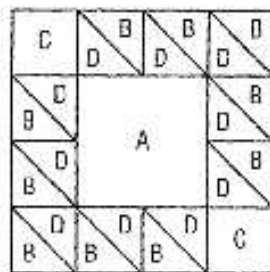

Dark fabric cut:

D. 5-3 7/8" squares, cut diagonally once

Focus fabric cut:

A. 1-6 1/2" square

Assemble as shown.



Follow the diagram carefully

Note: You could cut 4" squares from light and dark fabric and make half square triangles, then trim to 3 1/2" squares.