


# Lovely Garden

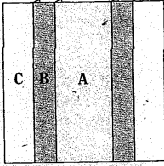
by Debbie Caffrey • Debbie's Creative Moments, Inc.  
debbiescreativemoments.com



Fabric: Lovely designed by Sandy Gervais for Moda Fabrics, unitednotions.com.

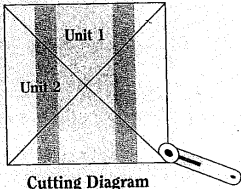
Debbie Caffrey is the author of numerous self-published books including *Surprise Yourself: Simple Steps to Making Fabulous Quilts*, debbiescreativemoments.com.

- Aqua Print** *Color*
- 2 rectangles (A)  $3\frac{3}{4}'' \times 9\frac{3}{4}''$
- Green Tone-on-Tone** *Black*
- 4 rectangles (B)  $1\frac{3}{4}'' \times 9\frac{3}{4}''$
- Green Print** *white*
- 4 rectangles (C)  $2\frac{1}{4}'' \times 9\frac{3}{4}''$



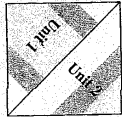
**Partial Unit Piecing**  
Make 2

Sew the A's, B's and C's together as shown to make 2 partial units.



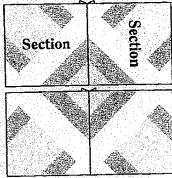
**Cutting Diagram**

Refer to the cutting diagram. Cut each partial unit in half twice diagonally as shown to make 2 unit 1's and 2 unit 2's.



**Section**  
Make 4

Join a unit 1 to a unit 2 as shown to make a section. Make 4 sections, pressing 2 toward the unit 1's and toward the unit 2's. Sew the sections together as shown to complete the block. ☐



**Block Assembly**

??  
Call  
Laurie  
408-607-1354