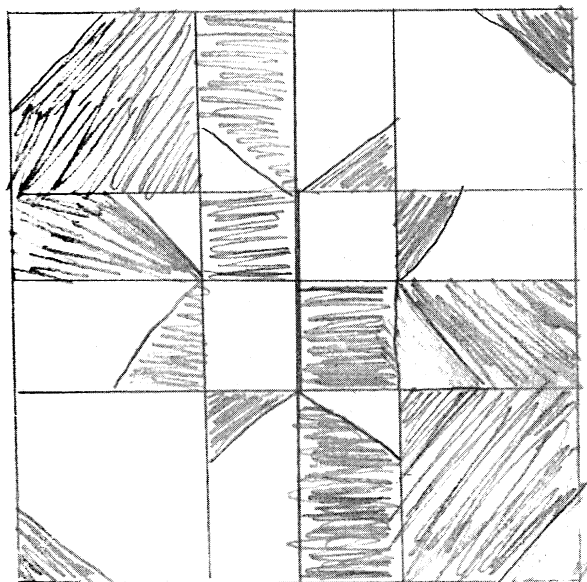
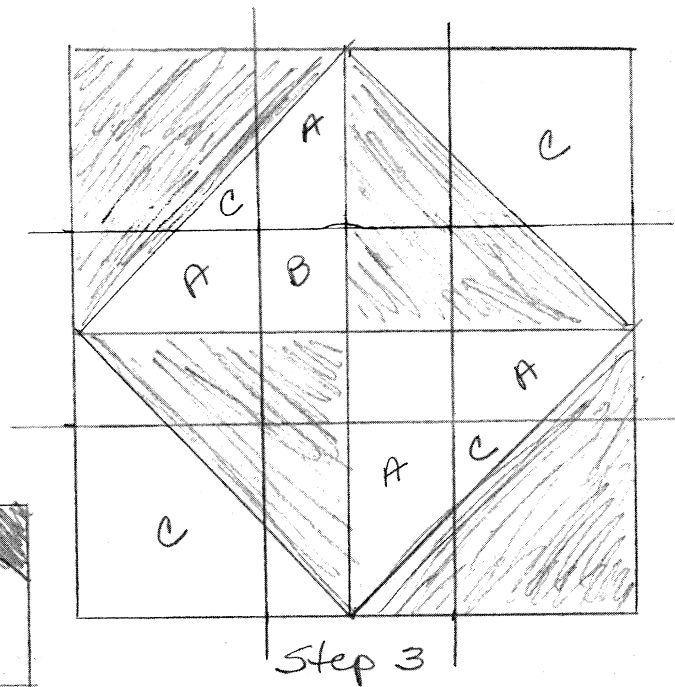

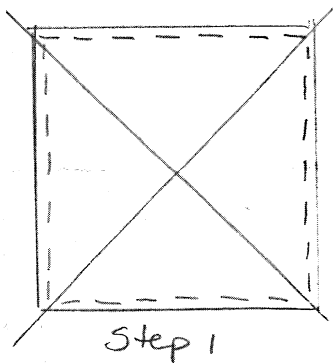


Disappearing Hourglass

needed: 1 10 inch white
1 10 inch print

1. Place fabrics right sides together and stitch all the way around outer sides and cut diagonally twice.
2. Restitch half square triangles to form hourglass
3. Measure block and divide by three. Cut into thirds on all sides
4. A - rotate $\frac{1}{2}$ turn
B - rotate $\frac{1}{4}$ turn
C - rotate $\frac{1}{2}$ turn
5. Stitch together



Beware
Handle carefully.
all Bias ! ! !

Julie Young

831-635-9813